

PREMIUM COLLECTION

AUSTRALIA'S PREMIUM STEEL  
SECTIONAL GARAGE DOOR

**Panelift®**



The B&D Panelift® garage door will ensure you can continue to enjoy your home and lifestyle, with added features that improve door safety, reduce maintenance requirements and give smooth, quiet operation.

As the garage door is an integral part of the home's design, architecture and security, the B&D Panelift features a range of styles, colours and options that will be the perfect fit for your home.

PINCHFREE™ DESIGN

NYLON WHEELS WITH BALL BEARINGS

INTERNAL HINGING SYSTEM

BOTTOM WEATHERSEAL

FIVE STYLES



**Doors & Openers®**

THERE'S SO MUCH MORE BEHIND A B&D DOOR

Call **13 62 63** or visit [www.bnd.com.au](http://www.bnd.com.au) for further information

\*For full warranty conditions see back page.

# Panelift®



*Panelift Seville in Timbagrain™ Classic Cedar*

WHEN YOU CHOOSE A B&D  
PANELIFT®, YOU'RE GETTING  
A DOOR THAT NOT ONLY LOOKS  
GOOD, BUT ALSO FUNCTIONS  
SMOOTHLY AND RELIABLY.

When building or renovating your home, don't overlook the importance of the garage door. It can take up to 40% of your home's frontage, and will have a large impact on the overall appearance of the house. When you choose a B&D Panelift, you're getting Australia's premium steel sectional garage door.

With five door designs and a range of colours, finishes<sup>1</sup> and window options, the Panelift comes in enough choices to ensure you'll find one that suits the style of your home perfectly. There are some other things that make a door look good and function well. The little things that B&D includes in all Panelift doors. Our computer controlled manufacturing process ensures properly balanced spacing of the raised patterns. This is critical to the appearance of a door. We also tailor make the door to suit your garage opening perfectly, with equal sized panels. Internal appearances are just as important as external ones. Our in-line wheels and tracks, factory fitted internal hinging system and fully enclosed stiles provide a clean, uncluttered appearance on the inside of the door.

Safety is key in the Panelift door's design. The only Pinchfree™ door in Australia, the Panelift features a unique, patented panel edge shape and hinge design, preventing finger entrapment both on the inside and outside of the door. Now that B&D has done all the hard work, ensuring your door looks great and works perfectly, all you have to do is pick which style and colour suits your home...





# Panelift®

## SAFETY FOR YOUR FAMILY

The Panelift door includes advanced features to ensure the safety of your family, including:

- Unique, patented Pinchfree™ hinge and panel edge design to stop fingers getting caught on the inside or outside of the door.
- Rolled over edges on stiles, panels and reinforcing reducing the risk of cut fingers.
- In-line wheels and tracks that do not protrude behind the door, reducing the chance of finger entrapment at the sides of the door.
- Reinforcing rail end caps ensure there are no sharp edges, protecting against cuts.

## SMOOTH, QUIET OPERATION

Your home should be a quiet, peaceful place, and you don't want a noisy garage door disturbing you. The Panelift has been designed to ensure it operates smoothly and quietly, with features such as:

- Nylon wheels with ball bearings for smooth running.
- Factory fitted polypropylene internal hinging system and moulded glass reinforced polypropylene track curve, allowing the door to run easily and smoothly during opening and closing and to reduce the chance of the door binding.

Partner your Panelift with one of the B&D Controll-A-Door® P Diamond openers and you will have one of the quietest automatic doors available.

## WEATHER PROTECTION

The garage today is used to store many different valuable objects, and in some cases is used as another room, so weather protection is an important feature of your garage door. The Panelift door features:

- Soft, pliable bottom weatherseal to help stop leaves and rain coming in under the door.
- Emb-A-Seal option available to reduce gaps between the door and jamb, to keep out the weather.
- Colorbond steel, our preferred supplier, to stand up to the harsh Australian climate.<sup>2</sup>

## DURABILITY

You don't want to spend your free time maintaining your garage door. Your Panelift door will continue to operate like new, with minimal maintenance requirements\*, thanks to features such as:

- Springs designed to exceed the Australian Standard for garage doors - 20,000 cycles.
- Factory fitted internal hinging system, eliminating the need to maintain hinges.
- Additional panel reinforcing for larger doors, to ensure door strength.


*\*As with all types of garage doors, for optimal trouble free performance and safety, we recommend you have your door serviced annually.*



*Pinchfree™ hinge design protecting fingers*



*Uncluttered internal appearance*



*Polypropylene track curve for quiet operation*



*In-line wheels and tracks reduce the chance of finger entrapment*





# THERE'S SO MUCH MORE BEHIND A DOOR

WHEN YOU CHOOSE A B&D PANELIFT, YOU'RE GETTING THE BEST DESIGN, FEATURES AND PERFORMANCE.



*Statesman*



## **STATESMAN**

The elegant Statesman™ raised pattern design adds a stylish finish to the door that will enhance the appearance of your home.




*Federation*



## **FEDERATION**

For homes with a more traditional feel, the Federation style adds another embellishment to the raised pattern of the popular Statesman design.



*Seville*



## **SEVILLE**

Seville™ has fine horizontal ribs across each panel, to provide a slatted look. This design offers a very subdued, contemporary appearance for the modern home.




*Turino*



## **TURINO**

Turino™ has five ribs across each panel, giving a shi lap board effect. The space between the ribs across the Turino is fixed. The space between the outside ribs and the panel's horizontal edges varies.



*Grange*



## **GRANGE**

The Grange™ door has an attractive wide raised pattern design, for an elegant, uncluttered finish

P R E M I U M   C O L L E C T I O N

 **YOUR FAMILY'S SAFETY IS ASSURED**

THANKS TO PANELIFT'S PINCHFEE HINGE DESIGN, IN-LINE WHEELS & TRACKS, REINFORCING END CAPS & ROLLED OVER EDGES, REDUCING THE RISK OF DOOR INJURIES.

 **CONTINUE TO ENJOY PEACE & QUIET**

IN YOUR HOME, THANKS TO PANELIFT'S NYLON WHEELS WITH BALL BEARINGS & POLYPROPYLENE TRACK CURVE, MAKING OPERATION SMOOTH & QUIET.

 **SPEND FREE TIME WITH YOUR FAMILY**

THANKS TO PANELIFT'S SPRINGS EXCEEDING AUSTRALIAN STANDARDS & FACTORY FITTED HINGING SYSTEM, REQUIRED MINIMAL DOOR MAINTENANCE.

**STATESMAN/FEDERATION WINDOWS**

You can choose to let more light into your garage, with a range of optional window designs to suit both Statesman and Federation styles.<sup>3</sup>

**GRANGE WINDOWS**

For a custom look, choose from a variety of decorative window treatments.<sup>3</sup>

**TIMBERGRAIN**

B&D combines Colorbond Caoba and Classic Cedar steel with our unique woodgraining pattern to give you Timbagrain™. The beauty of timber with the durability and low maintenance of steel. The perfect choice when you want to complement other feature timbers on your home.

**WARRANTY**

It is important to have peace of mind when you make a purchase, that's why your Panelift door comes with a 12 month warranty for complete door and parts in residential applications, surface (excludes salt corrosion).

STATESMAN / FEDERATION WINDOW DESIGN								
4 Pattern Sunrise								
8 Pattern Sunrise								
Sherwood								
Ruston								
Cathedral								
Stockton								
Plain								
GRANGE WINDOW DESIGN								
Sunrise								
Sherwood								
Ruston								
Cathedral								
Stockton								
Plain								



*Panelift Federation with Sherwood windows*

<sup>3</sup>Note – Windows are not available for Timbagrain™ doors.



B&D Remote Opener



Controll-A-Door P Diamond WQ - Whisper Quiet



Panelift®

B&D have a range of accessories to increase the functionality of your B&D door or opener. Call us on 13 62 63 or visit [www.bnd.com.au](http://www.bnd.com.au) for the complete range of B&D products and accessories.

### ENJOY THE CONVENIENCE

For easier operation of your Panelift door, add a B&D Controll-A-Door automatic garage door opener. Designed to perfectly suit your door, the Controll-A-Door provides:

- Convenience – one push of the remote button and you drive straight into your garage.
- Tri-Tran™ technology – for greater reliability and minimal interference. When you push your transmitter button, you can trust your door will opener.
- Comfort – no more lifting heavy doors.
- Value – adds value to your home.
- Safety – forget getting out of the car on those dark or rainy nights. The courtesy light also allows you to see inside the garage.
- Security – protection for yourself and your property with a positively locked garage door.
- Low standby wattage – saving you money on your power bill, and reducing greenhouse gas emissions.

### SEE IT FIRST

Design your own Panelift door, on your house, selecting your choice of style, colour and window options in the door Design Centre at [www.bnd.com.au](http://www.bnd.com.au).

INSTALLATION CLEARANCES FOR STATESMAN, FEDERATION, GRANGE AND TURINO										
From (incl.) Height	From (incl.) Height	HEADROOM (mm)						SIDEROOM (mm)		
		RECOMMENDED				WITH OPENER		RECOMMENDED (EACH SIDE)		
		Standard Headroom (Rear Torsion)				Standard Headroom	Rear Torsion	Standard Headroom	Rear Torsion	
1800-4895 wide	4900-5285 wide	5290-5740 wide	5745-6600 wide	Up to 15m <sup>2</sup>	Over 15m <sup>2</sup>					
(mm)	(mm)									
1825	2275	250 (190)	250 (190)	250 (190)	250 (190)	250	240	120	155	195
2280	2730 <sup>a</sup> / 2850 <sup>b</sup>	250 (190)	250 (190)	250 (190)	250 (190)	250/290	240/290	120	155	195
2735 <sup>a</sup>	2850 <sup>a</sup>	250 (190)	250 (190)	250 (190)	250 (190)	250/290	240/290	120	155	195
2855	3415	250 (190)	250 (190)	250 (190)	290 (150)	250/290	240/290	120	155	195

INSTALLATION CLEARANCES FOR SEVILLE (PPF4)										
From (incl.) Height	From (incl.) Height	HEADROOM (mm)						SIDEROOM (mm)		
		Standard Headroom (Rear Torsion)				WITH OPENER		RECOMMENDED (EACH SIDE)		
		1800-4895 wide	4900-5285 wide	5290-5740 wide	5745-6100 wide	Standard Headroom	Rear Torsion	Standard Headroom	Rear Torsion	
Up to 15m <sup>2</sup>	Over 15m <sup>2</sup>									
(mm)	(mm)									
1760	2260	250 (190)	250 (190)	250 (190)	250 (190)	250	240	120	155	195
2265	2825	250 (190)	250 (190)	250 (190)	250 (190)	250	240	120	155	195
2830	3390	250 (190)	250 (190)	250 (190)	250 (190)	250	240	120	155	195

Note: Panelift Statesman, Federation, Grange and Torino doors available from 1800mm wide to 6600mm wide. Panelift Seville doors available from 1800mm to 6100mm wide. Due to the shape of the Grange pattern, some widths are not available. Please ask your B&D dealer for more details. Note: Sideroom dimensions include door overlap, of opening, of 30mm on each side. <sup>4</sup> Panelift Grange only. <sup>5</sup> Panelift Statesman, Federation and Torino only.

YOUR B&D REPRESENTATIVE IS:

International Customers call +61 2 9722 5555  
fax +61 2 9771 6385 or email [bndint@bnd.com.au](mailto:bndint@bnd.com.au)



**Doors & Openers®**

THERE'S SO MUCH MORE BEHIND A B&D DOOR

B&D Doors has offices servicing all states. For more details on this product or our other ranges, call 13 62 63 or visit [www.bnd.com.au](http://www.bnd.com.au)

<sup>1</sup> The process of roll forming sheet steel may cause irregularities in flat panel surfaces. Woodgrain texture improves the door aesthetics. Smooth texture not available for all sizes.

a) Panelift doors, in residential applications, are covered by a 12 month warranty, conditional on proper care, as recommended in the door's handbook. Full details of the warranty are available from [www.bnd.com.au](http://www.bnd.com.au). 12 month warranty only applies to doors purchased and installed in Australia or New Zealand. Warranty only valid if warranty conditions are met.

b) For areas within one kilometre of a corrosive environment eg. salt air or industrial fallout, special care and maintenance are generally required for metal products. Consult B&D or your B&D Accredited Dealer for advice.

c) The company reserves the right to make changes or improvements to the products or accessories without notice and without incurring any obligation to make similar changes or

improvements to goods previously ordered. Specifications subject to change without notice.

d) B&D strongly recommend the use of Woodgrain finish on all steel sectional doors above 4900mm in width. The Smooth finish when used in conjunction with darker colours may produce irregularities in the panel finish. Please consult B&D Doors or an Accredited dealer for more information.

e) Prefixed Trademarks are trademarks of B&D Australia Pty Ltd.

f) B&D products have many patents and registered designs applicable. Pinchfree design patent no. 734088.

g) 2 While BlueScope Steel Limited is our preferred supplier, steel products from other sources may also be used.

h) Window frame / trim colour may vary slightly to door colour.

i) Details correct at date of publication.

RP0210

an **alesco** company